



District Report Card: 2017


State: Rajasthan	District: Hanumangarh
Class: 5	Subject: EVS
Schools: 59	Students: 1147


Participation/Coverage


Students

<div>GENDER</div> <div></div>	Boys		Girls	
	Number	%	Number	%
	533	46.47	614	53.53

<div>AREA</div> <div></div>	Rural		Urban	
	Number	%	Number	%
	1084	94.51	63	5.49

<div>CATEGORY</div> <div></div>	SC		ST		OBC		GEN	
	Number	%	Number	%	Number	%	Number	%
	528	46.03	10	0.87	536	46.73	73	6.36

<div>CWSN</div> <div></div>	LD	VI	HI	S&LD	ID	Oth
	4	13	3	3	9	6

<div>Management</div> <div></div>	Government		Government-aided	
	Number	%	Number	%
	1147	100.00	0	0.00

Average Performance of Students in EVS (%)

Overall	Gender		Area		Management		Social Group			
	Male	Female	Rural	Urban	Govt.	Aided	SC	ST	OBC	GEN
65.97	63.65	67.98	66.97	48.68	65.97	0.00	66.21	64.00	66.12	63.38

Performance on Learning Outcomes (LOs)

Learning Outcomes	Description	Average Performance(%)
E403	Identifies relationship with and among family members in extended family	65.85
E410	Records observations/experiences/information for objects, activities, phenomena, places visited in different ways and predicts patterns and activities/ phenomena	69.98
E501	Explains the super senses and unusual features (sight, smell, hear, sleep, sound, etc.) of animals and their responses to light, sound, food etc.	66.87
E503	Describes the interdependence among animals, plants and humans	57.98
E504	Explains the role and functions of different institutions in daily life (Bank, Panchayat, cooperatives, police station, etc.)	73.98
E505	Establishes linkages among terrain, climate, resources (food, water, shelter, livelihood) and cultural life. (e.g. life in distant/difficult areas like hot/cold deserts)	58.46
E506	Groups objects, materials, activities for features/properties such as shape, taste, color , texture, sound, traits etc.	44.50
E507	Traces the changes in practices, customs, techniques of past and present through coins, paintings, monuments, museum etc. and interacting with elders	65.85
E508	Guesses (properties, conditions of phenomena), estimates spatial quantities (distance, area, volume, weight etc.) and time in simple standard units and verifies using simple tools/set ups	64.04
E509	Records observations/experiences/information in an organized manner (e.g. in tables/ sketches/ bar graphs/ pie charts) and predicts patterns in activities/phenomena (e.g. floating, sinking, mixing, evaporation , germination , spoilage) to establish relation between cause and effect.	64.66
E510	Identifies signs, directions, location of different objects/landmarks of a locality /place visited in maps and predicts directions w.r.t. positions at different places for a location	71.25
E512	Voices opinions on issues observed/experienced and relates practices /happenings to larger issues of society	65.97
E513	Suggests ways for hygiene, health, managing waste, disaster/emergency situations and protecting/saving resources	72.92

Range of Performance of Students who Answered Correctly							
Below 30%		30% - 50%		50% - 75%		Above 75%	
Number	%	Number	%	Number	%	Number	%
105	9.15	196	17.09	398	34.70	448	39.06

Lowest Performing Learning Outcomes (LOs)

1 - Groups objects, materials, activities for features/properties such as shape, taste, color , texture, sound, traits etc. (44.50)

2 - Describes the interdependence among animals, plants and humans (57.98)

3 - Establishes linkages among terrain, climate, resources (food, water, shelter, livelihood) and cultural life. (e.g. life in distant/difficult areas like hot/cold deserts) (58.46)

4 - Guesses (properties, conditions of phenomena), estimates spatial quantities (distance, area, volume, weight etc.) and time in simple standard units and verifies using simple tools/set ups (64.04)

5 - Records observations/experiences/information in an organized manner (e.g. in tables/ sketches/ bar graphs/ pie charts) and predicts patterns in activities/phenomena (e.g. floating, sinking, mixing, evaporation , germination , spoilage) to establish relation between cause and effect. (64.66)